



NAME	SEC	L	R	G	W
AMLIN Z.E.	1	23		3	
BARLOW CLARK L.	1	26		4	19
BEYER CORNELIUS	3	106		2	19
BOWMAN HENRY	3	101		3	19
BRAGG JOHN	3	75		3	19
CHAPMAN JAMES F.	1	17		3	19
CONVERSE JOHN Q.	1	3		1	19
CREGO ISAAC	3	74		2	19
DOMINY JEREMIAH	3	1		2	19
DOUGLAS JAMES	3	24		2	19
FLEMING WM. T.	1	68		3	19
GOSNELL JOHN	3	98		2	19
HAGER AURELIUS	1	68		1	19
HOLYCROSS JOHN K.	1	49		1	19
HOUGHARD CHARLES H.	3	67		3	31
KAHLER HENRY	1	42		4	19
KILE WM.	1	71		5	19
MARTIN WM.	1	32		1	19
MCCLOUD RODNEY C.	1	98		3	19
REECE WILSON H.	3	73		3	19
REED ANDREW	3	106		3	19
SHERWOOD AMOS S.	1				19
SMITH CECIL E.	3	21		1	31
SMITH JAMES N.	3	21		2	19
SPRING GABRIEL E.	3	92		2	19
TAYLOR B.F.	1	46		5	19
TWAY NELSON.	1	96		3	19
WEAVER RUDOLPH. R.	1	42		3	25
YOCUM ISAAC.	3	30		4	19
YOUNG ELLIOTT.	3	14		3	19

SUPPLEMENTARY LIST


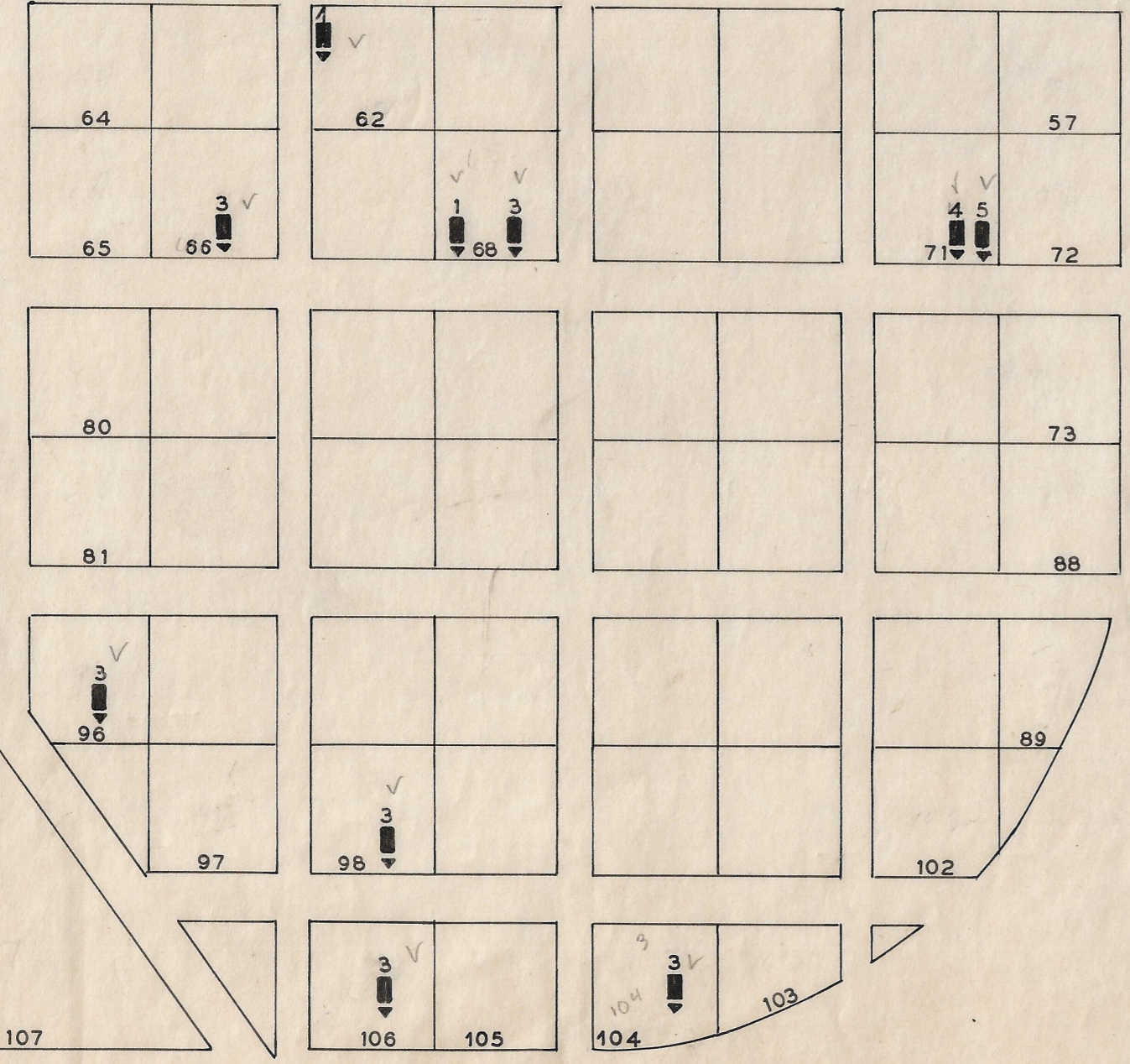
CARY JOHN.	1	21		3	19
CHAPMAN HARRY. E.	1	17		2	25
HOLYCROSS WALTER F.	1	62		1	31
HOWLAND JOHN SHEPPARD.	1	24		3	19
HOWLAND J. S.	1	66		3	19
KILE WILLIAM. JR.	1	71		4	
MC LAIN PETER.	1	104		3	
MORGRIDGE RICHARD.	1	107			
SULLIVAN REASON					
TAYLOR JACOB.	1	34		3	16

SCALE 1"=20'

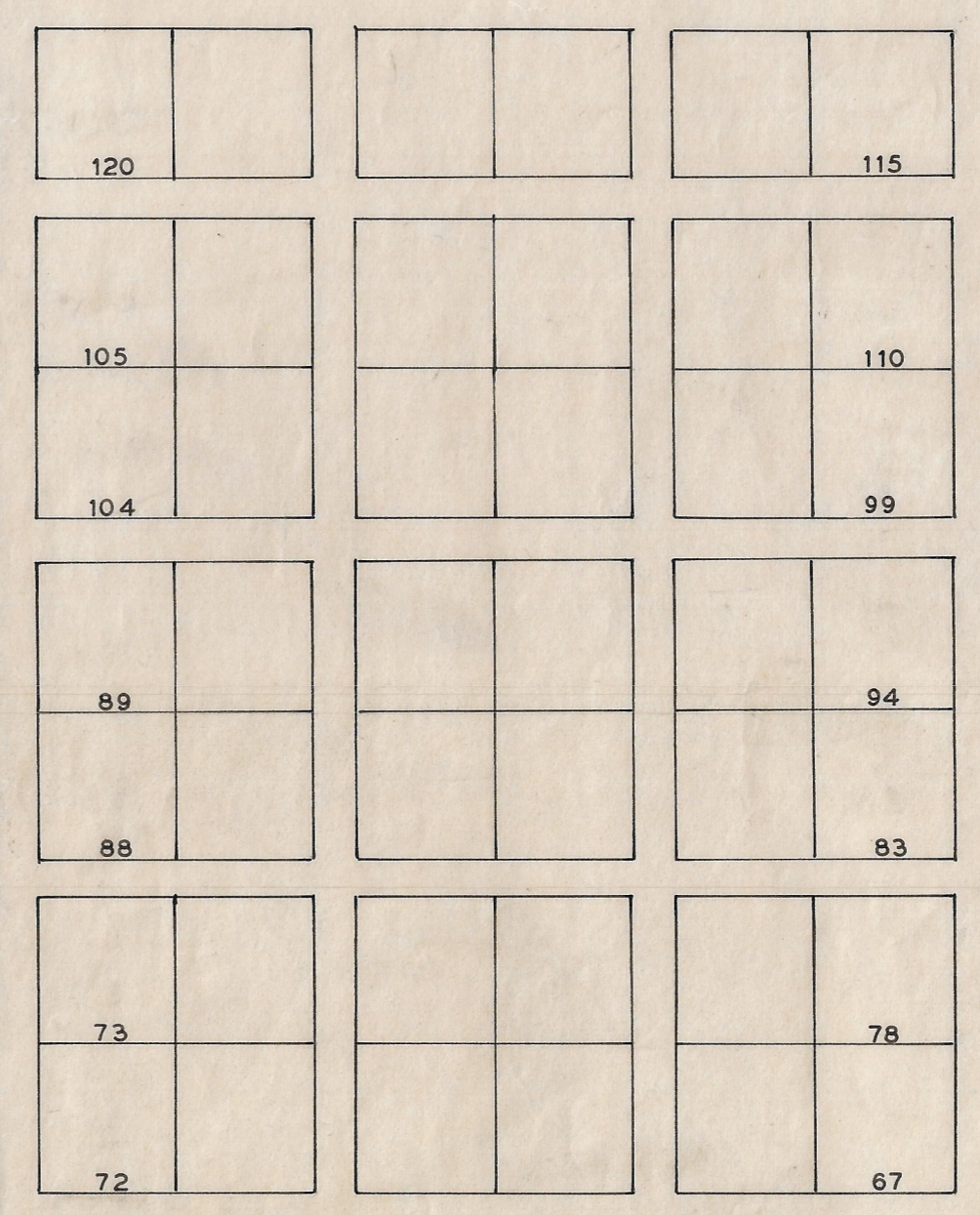

LEGEND
 SEC=SECTION L=LOT R=ROW
 G=GRAVE W=WAR
 * = POSITION UNKNOWN



SECTION 1



SECTION 3



SECTION 6

